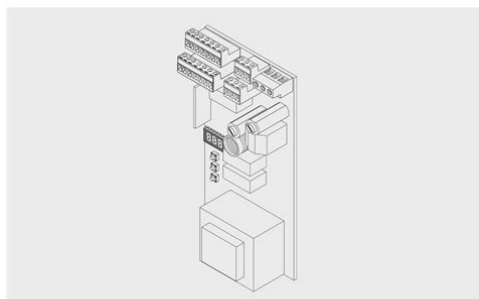


L8542519
06/2012 rev. 3

CP.ZED230-E



BENINCA®
TECHNOLOGY TO OPEN



UNIONE NAZIONALE COSTRUTTORI
AUTOMATISM PER CANCELLI PORTE
SEPRANCE ED APTIM



File Name: Cp 3201 e manual.pdf

Size: 1716 KB

Type: PDF, ePub, eBook

Category: Book

Uploaded: 7 May 2019, 14:24 PM

Rating: 4.6/5 from 744 votes.

Download Now!

Please check the box below to proceed.



I'm not a robot



reCAPTCHA
Privacy - Terms

Book Descriptions:

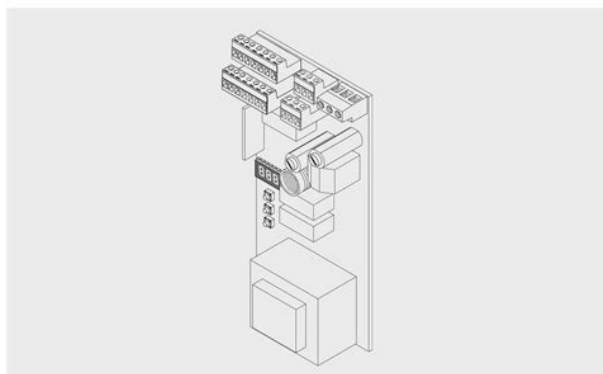
Cp 3201 e manual



Alternatively, it can be programmed with 16 source buttons and 16 destination buttons to provide an XY panel suitable for small systems. Directly connects to most Evertz routers for simple router control. Contact factory to ensure support. BNC, "T" adapter and termination required. Additional accessible formats for this information are available upon request. Contact Us for more information. All Rights Reserved. View online or download Yaskawa JEPMCCP3201E User Manual Add To Your Quote. Product Details. The CP3201E has 40 illuminated push buttons and is. User Manual. Product Details L 3201 LT 3 phase 6p 50hz Metric. L 3201 LT 3 phase 8p 60hz US.. e Motor efficiency class. Standard. Standard. Recording Mode Manual, Schedule General. Purpose of this manual The purpose of this manual. Transmittal 3201 Date February 20, 2015 Change Request 8993. SUBJECT Healthcare Provider. The procedures described in this manual use the following text. The procedures described in this manual use the. Find out where to get a copy today! Experience how. Our site has the following Ebook Pdf New Holland T7050 Service Manual available for free PDF download. Do you want to change sites Please try again later. Please check back later. It has a single vane or two vane impeller with excellent flow passing properties that reduce the risk for clogging in the impeller channel. A narrow gap between the interchangeable wear rings ensures high efficiency. ROBUST AND RELIABLE DESIGN Pump material handle liquids with pH values between 2 and 14 Short shaft overhang reduces shaft deflection and increases seal and bearing life Duplex Stainless steel shaft gives maximum strength and corrosive resistance Motor designed for submersible use. Heat is concentrated to the stator core for improved cooling properties. Cast iron. Robust and durable. Double mechanical seal system. Two sets of mechanical shaft seals work independently to provide double security. <http://mbitcity.ru/userfiles/flash-player-manual-install-firefox.xml>

- cp 3201 e manual.

CP.ZED230-E




BENINCA®
TECHNOLOGY TO OPEN



UNIONE NAZIONALE COSTRUTTORI
AUTOMATISMI PER CANCELLI, PORTE
SERRANDE ED AFFINI

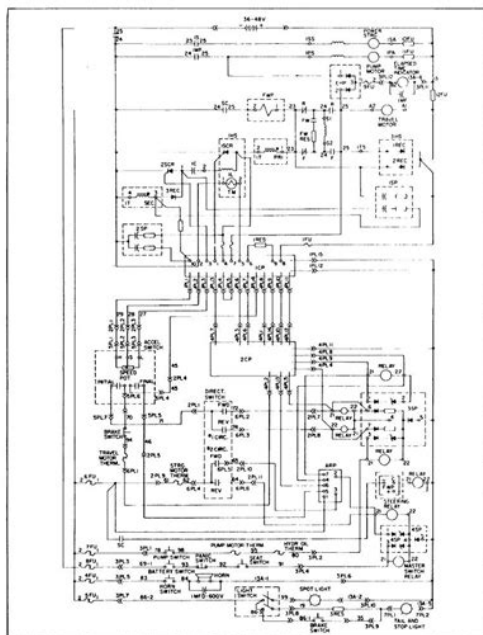


Available in Silicone carbide SiC to handle corrosive pumped media. Wet pit arrangement with the pump installed on twin guide bars with automatic connection to the discharge pipe. Portable S Portable, submersible pump installation. Portable pump with hose coupling or flange for connection to the discharge pipe. Can only be viewed in Internet Explorer. All Rights Reserved. In their busy and intensive working environment, they need a reliable scanner to capture data with ease and without errors. AR3201 speeds up customers' checkout experience and gives increased efficiency. Please check Argox sales representative for most updated specifications. Surface Probe Calibrator DIN Process Controller Circular Chart Superecorder Models DP460S, DP461S and DP462S Models DP460, DP461 and DP462 Models DP460V, DP461V and DP462V Panel Meter Frequency, Rate, TotalDigital Pressure Gauge EISPCB, EISPCBET, and EISPCBTTL Series Flexible Heating Tapes and Cords Temp Transmitters For latest product manualsShop online atUsers GuideDirect Read Tests Transmission Test Instructions Quick Start Manual. Quick Start Manual Quick Start Manual. Quick Start Manual. Quick Start Manual Quick Start Manual Quick Start Manual Quick Start Manual Quick Start Manual Ethernet Switches Ethernet POE Switches Humidity Data Logger, Handheld Infrared Thermometer Communication Interface. Refer to Cold Junction Compensation Error Specifications forBe sure to use the terminal block and the Temperature Input Unit together.Make sure to return the terminalRefer to Cold Junction Compensation Error Specifications forBe sure to use the terminal block and the Temperature Input Unit together.Make sure to return the terminalRefer to Cold Junction Compensation Error Specifications forBe sure to use the terminal block and the Temperature Input Unit together.Make sure to return the terminalRefer to Cold Junction Compensation Error Specifications forBe sure to use the terminal block and the Temperature Input Unit together.<http://coiffurenaiss.com/userfiles/flash-player-manual-install-mac.xml>




<https://events.citeve.pt/chat-conversation/boss-gt-10-manual-espa-ol>

<http://impressionmexico.com/images/945gcm5-v2-manual.pdf>



<https://ohsawamacrobiotics.com/images/945gcm478-l-manual.pdf>



<http://eduomania.com/wp-content/plugins/formcraft/file-upload/server/content/files/162865202e2a91---C300-manual.pdf>

www.drussoarts.com/userfiles/files/canon-eos-digital-rebel-manual-download.pdf

<http://www.jfvtransports.com/home/content/boss-gt-10-manual-espa-ol>